



XT-VIA / XS-VIA

Version 20.5 | May 2023

Corporate
+32 4 361 7000

North & Latin America
+1 973 575 7811

Asia & Pacific
+852 2914 2501

Other regional offices
evs.com/contact/offices

→ evs.com

Disclaimer

This manual and the information contained herein are the sole property of EVS Broadcast Equipment SA and/or its affiliates (EVS) and are provided “as is” without any expressed or implied warranties, including, but not limited to, the implied warranties of merchantability and fitness for a particular purpose. In particular, EVS makes no warranty regarding the use or the consequences of use of this manual and the information contained herein. Furthermore, EVS may not be held liable for any direct or indirect, incidental, punitive or consequential loss, damage, cost or expense of any kind whatsoever and howsoever resulting from the normal or abnormal use of this manual and the information contained herein, even if advised of the possibility of such loss, damage, cost or expense.

While every effort has been made to ensure that the information contained in this manual is accurate, up-to-date and reliable, EVS cannot be held liable for inaccuracies or errors that may appear in this publication. The information in this manual is furnished for informational purpose and use only and subject to change without notice.

This manual cancels and replaces any previous versions thereof.

Copyright

Copyright © 2003-2023 EVS Broadcast Equipment SA. All rights reserved.

This manual may not be reproduced, transcribed, stored (in a database or a retrieval system), translated into any language, computer language, transmitted in any form or by any means – electronically, mechanically, printed, photocopied, optically, manually or otherwise – in whole or in part without the prior written consent of EVS.

Trademarks

All product and brand names are registered trademarks and trademarks of EVS or of their respective owners.

Improvement Requests

Your comments will help us improve the quality of the user documentation. Please send improvement requests, or report any error or inaccuracy on this user manual by e-mail to doc@evs.com.

Regional Contacts

You will find the full list of addresses and phone numbers on the following webpage: <https://evs.com/contact/offices>.

User Manuals on EVS Website

The latest version of the user manual, if any, and other user manuals on EVS products can be found at the EVS download center, on the following webpage: <https://download-area.evs.com>.

Contents




Disclaimer I

Contents III

XT-VIA Configuration Overview in Multicam 20.5 1

XS-VIA Configuration Overview in Multicam 20.5 11

ICONOGRAPHY

	Note		Tip		Warning
---	------	---	-----	---	---------

XT-VIA Configuration Overview in Multicam 20.5

Legend

NoMx: No Mix on 1 Channel

2LSM: Dual LSM possible

2LSMOnly: Only in Dual LSM

Sp: Only in (Server/)Spotbox config

NoSp: Not in Server/Spotbox config

F&K: Only in F&K Spotbox or F&K XSense

SDI Restriction on XiP: When working in SDI with an XiP rear panel, this config is only available with SFP+ adapters

New config compared to 20.4



720p/1080i Standard

	2 CH	4 CH	6 CH	8 CH	10 CH	12 CH
STANDARD CAMERAS	1 IN (Sp) 2 IN (Sp) 1 IN 1 OUT 1 OUT (Sp) 2 OUT (Sp)	3 IN (Sp) 4 IN (Sp) 2 IN 1 OUT 3 IN 1 OUT 1 IN 2 OUT 2 IN 2 OUT 1 IN 3 OUT 3 OUT (Sp) 4 OUT (Sp) 4 OUT F&K	5 IN (Sp) 6 IN (Sp) 4 IN 1 OUT 5 IN 1 OUT 3 IN 2 OUT 4 IN 2 OUT 2 IN 3 OUT 3 IN 3 OUT 1 IN 4 OUT 2 IN 4 OUT 1 IN 5 OUT 1 IN 5 OUT F&K 5 OUT (Sp) 6 OUT (Sp) 6 OUT F&K	7 IN (Sp) 8 IN (Sp) 6 IN 1 OUT 7 IN 1 OUT 5 IN 2 OUT 6 IN 2 OUT 4 IN 3 OUT 5 IN 3 OUT 3 IN 4 OUT 4 IN 4 OUT 2 IN 5 OUT 3 IN 5 OUT 2 IN 6 OUT	9 IN (Sp) 10 IN (Sp) 9 IN 1 OUT 8 IN 2 OUT 6 IN 3 OUT 7 IN 3 OUT 6 IN 4 OUT (NoSp) (2LSM) 5 IN 5 OUT 4 IN 5 OUT 4 IN 6 OUT	11 IN (Sp) 12 IN (Sp) 10 IN 1 OUT 10 IN 2 OUT 8 IN 4 OUT (2LSM) 6 IN 6 OUT (2LSM)

720p/1080i SLSM

	4 CH	6 CH	8 CH	10 CH	12 CH	Supermotion Advanced
SLSM 2x	1 SLSM2x + 1OUT 1 SLSM2x + 2OUT 1 SLSM2x + 1IN + 1OUT 1 SLSM2x 3G + 1OUT 1 SLSM2x 3G + 2OUT 1 SLSM2x 3G + 1IN + 1OUT	1 SLSM2x + 3OUT 1 SLSM2x + 4OUT 1 SLSM2x + 1IN + 2OUT 1 SLSM2x + 1IN + 3OUT 1 SLSM2x + 2IN + 1OUT 1 SLSM2x + 2IN + 2OUT 1 SLSM2x + 3IN + 1OUT 2 SLSM2x + 1OUT 2 SLSM2x + 2OUT 2 SLSM2x + 1IN + 1OUT	1 SLSM2x + 1IN + 4OUT 1 SLSM2x + 2IN + 3OUT 1 SLSM2x + 2IN + 4OUT 1 SLSM2x + 3IN + 2OUT 1 SLSM2x + 3IN + 3OUT 1 SLSM2x + 4IN + 2OUT 2 SLSM2x + 3OUT 2 SLSM2x + 4OUT 2 SLSM2x + 1IN + 2OUT 2 SLSM2x + 1IN + 3OUT	2 SLSM2x + 4IN + 2OUT (NoSp) 3 SLSM2x + 3OUT 3 SLSM2x + 1IN + 2OUT 3 SLSM2x + 2IN + 1OUT 4 SLSM2x + 1OUT 4 SLSM2x + 2OUT 4 SLSM2x + 1IN + 1OUT 2 SLSM2x 3G + 4IN + 2OUT	1 SLSM2x + 8IN + 2OUT 2 SLSM2x + 4IN + 4OUT (NoSp) (2LSM) 4 SLSM2x + 4IN (Sp) 4 SLSM2x + 4OUT (NoSp)(2LSM) 1 SLSM2x 3G + 5IN + 4OUT	8 SLSM2x 3G + 4OUT 6 SLSM2x 3G + 2In + 4OUT

CONFIGURATION OVERVIEW

	4 CH	6 CH	8 CH	10 CH	12 CH	Supermotion Advanced
		1 SLSM2x 3G + 3OUT 1 SLSM2x 3G + 4OUT 1 SLSM2x 3G + 1IN + 2OUT 1 SLSM2x 3G + 1IN + 3OUT 1 SLSM2x 3G + 2IN + 1OUT 1 SLSM2x 3G + 2IN + 2OUT 1 SLSM2x 3G + 3IN + 1OUT 2 SLSM2x 3G + 1OUT 2 SLSM2x 3G + 2OUT 2 SLSM2x 3G + 1IN + 1OUT	2 SLSM2x + 2IN + 2OUT 3 SLSM2x + 2OUT 1 SLSM2x 3G + 1IN + 4OUT 1 SLSM2x 3G + 2IN + 3OUT 1 SLSM2x 3G + 2IN + 4OUT 1 SLSM2x 3G + 3IN + 2OUT 1 SLSM2x 3G + 4IN + 2OUT 2 SLSM2x 3G + 3OUT 2 SLSM2x 3G + 4OUT 2 SLSM2x 3G + 1IN + 2OUT 2 SLSM2x 3G + 1IN + 3OUT 2 SLSM2x 3G + 2IN + 2OUT 3 SLSM2x 3G + 1OUT 3 SLSM2x 3G + 2OUT 3 SLSM2x 3G + 1OUT 3 SLSM2x 3G + 1IN + 1OUT	(NoSp) 3 SLSM2x 3G + 3OUT 3 SLSM2x 3G + 1IN + 2OUT 3 SLSM2x 3G + 2IN + 1OUT 4 SLSM2x 3G + 1OUT 4 SLSM2x 3G + 2OUT 4 SLSM2x 3G + 1IN + 1OUT	(2LSM Only) 2 SLSM2x 3G + 4IN + 4OUT (NoSp)(2LSM) 2 SLSM2x 3G + 6IN + 4OUT (2LSM Only) 4 SLSM2x 3G + 4IN (Sp) 4 SLSM2x 3G + 4OUT (NoSp)(2LSM) 4 SLSM2x 3G + 4IN + 4OUT (2LSM Only)	
SLSM 3x	SDI Restriction for all config: 1 SLSM3x + 1OUT (SDI Panel)	SDI Restriction for all config: 1 SLSM3x + 2OUT 1 SLSM3x + 3OUT 1 SLSM3x + 1IN + 1OUT 1 SLSM3x + 1IN + 2OUT 1 SLSM3x + 2IN + 1OUT	SDI Restriction for all config: 1 SLSM3x + 1IN + 3OUT 1 SLSM3x + 1IN + 4OUT 1 SLSM3x + 3IN + 1OUT 1 SLSM3x + 3IN + 2OUT 1 SLSM3x + 4IN + 1OUT 2 SLSM3x + 2OUT	SDI Restriction for all config: 1 SLSM3x + 3IN + 3OUT 1 SLSM3x + 3IN + 4OUT (2LSM) 1 SLSM3x + 5IN + 2OUT (NoSp) 2 SLSM3x + 1IN + 2OUT 2 SLSM3x + 2IN + 2OUT 3 SLSM3x + 1OUT	SDI Restriction for all config: 1 SLSM3x + 5IN + 4OUT (NoSp) (2LSM) 1 SLSM3x + 7IN + 2OUT (NoSp) 1 SLSM3x + 9IN (Sp) 2 SLSM3x + 2IN + 4OUT (NoSp)(2LSM) 2 SLSM3x + 4IN + 2OUT (NoSp) 2 SLSM3x + 6IN (Sp) 3 SLSM3x + 1IN + 2OUT (NoSp) 3 SLSM3x + 3IN (Sp) 4 SLSM3x (Sp) 2 SLSM3x + 3IN + 2OUT 3 SLSM3x + 2OUT 2 SLSM3x + 3IN + 3OUT	SDI Restriction for all config: 4 SLSM3x + 1IN + 2OUT (NoSp) 2 SLSM3x + 4IN + 4OUT (NoSp) 2LSM 1 SLSM3x + 2 SLSM2x 3G + 2IN + 4OUT (NoSp) 2LSM 1 SLSM3x + 2 SLSM2x + 2IN + 4OUT (NoSp)(2LSM)
SLSM 4x	-	SDI Restriction for non-3G config: 1 SLSM4x + 1OUT 1 SLSM4x + 2OUT	SDI Restriction for non-3G config: 1 SLSM4x + 2IN + 2OUT	SDI Restriction for non-3G config: 1 SLSM4x + 3IN + 2OUT (NoSp)	SDI Restriction for non-3G config: 1 SLSM4x + 5IN + 2OUT (NoSp)	SDI Restriction for non-3G config: 2 SLSM4x 3G + 4IN + 4OUT 3 SLSM4x 3G + 2OUT



	4 CH	6 CH	8 CH	10 CH	12 CH	Supermotion Advanced
		1 SLSM4x + 1IN + 1OUT 1 SLSM4x 3G+ 1OUT 1 SLSM4x 3G+ 2OUT 1 SLSM4x 3G+ 1IN + 1OUT	1 SLSM4x 3G+ 2IN + 2OUT	2 SLSM4x + 2OUT 1 SLSM4x 3G+ 3IN + 2OUT (NoSp) 1 SLSM4x 3G+ 4IN + 2OUT (NoSp) 2 SLSM4x 3G + 2OUT (NoSp)	1 SLSM4x + 6IN + 2OUT (NoSp) 2 SLSM4x + 2IN + 2OUT 2 SLSM4x + 4IN + 2OUT 1 SLSM4x 3G + 5IN + 2OUT (NoSp) 1 SLSM4x 3G + 6IN + 2OUT (NoSp) 2 SLSM4x 3G + 2IN + 2OUT (NoSp) 2 SLSM4x 3G + 4IN + 2OUT (NoSp) 2 SLSM4x 3G + 6IN + 2OUT (NoSp) 1SLSM4x + 2SLSM2x + 2IN +2OUT (NoSp) 1SLSM4x 3G + 2SLSM2x 3G + 2IN + 2OUT (NoSp)	3 SLSM4x 3G + 1IN + 2OUT 3 SLSM4x 3G + 2IN + 2OUT 3 SLSM4x 3G + 1IN + 4OUT 3 SLSM4x 3G + 2IN + 4OUT
SLSM 6x	-	-	SDI Restriction for non-3G config: 1 SLSM6x + 1OUT 1 SLSM6x + 2OUT 1 SLSM6x + 1IN + 1OUT 1 SLSM6x 3G + 1OUT 1 SLSM6x 3G + 2OUT 1 SLSM6x 3G + 1IN + 1OUT	SDI Restriction for non-3G config: 1 SLSM6x + 1IN + 2OUT 1 SLSM6x + 2IN + 1OUT 1 SLSM6x + 2IN + 2OUT 1 SLSM6x 3G + 3OUT 1 SLSM6x 3G + 1IN + 2OUT 1 SLSM6x 3G + 2IN + 1OUT 1 SLSM6x 3G + 2IN + 2OUT	SDI Restriction for non-3G config: 1 SLSM6x + 2IN + 3OUT (NoSp) 1 SLSM6x + 3IN + 2OUT (NoSp) 1 SLSM6x + 6IN (Sp) 2 SLSM6x (Sp) 1 SLSM6x 3G + 2IN + 3OUT (NoSp) 1 SLSM6x 3G + 3IN + 2OUT (NoSp) 1 SLSM6x 3G + 6IN (Sp) 2 SLSM6x 3G (Sp) 2 SLSM6x 3G + 1OUT 2 SLSM6x 3G + 2OUT	-

CONFIGURATION OVERVIEW

	4 CH	6 CH	8 CH	10 CH	12 CH	Supermotion Advanced
					2 SLSM6x 3G + 1IN + 2OUT 2 SLSM6x 3G + 2IN + 2OUT	
SLSM 8x	-	-	-	SDI Restriction for non-3G config: 1 SLSM8x + 1OUT (NoSp) 1 SLSM8x + 2OUT (NoSp) 1 SLSM8x 3G + 1OUT (NoSp) 1 SLSM8x 3G + 2OUT (NoSp)	SDI Restriction for non-3G config: 1 SLSM8x + 1IN + 2OUT (NoSp) 1 SLSM8x + 2IN + 1OUT (NoSp) 1 SLSM8x + 2IN + 2OUT (NoSp) 2 SLSM8x + 1OUT (NoSp) 2 SLSM8x + 2IN + 1OUT (NoSp) 1 SLSM8x 3G + 1IN + 2OUT (NoSp) 1 SLSM8x 3G + 2IN + 1OUT (NoSp) 1 SLSM8x 3G + 2IN + 2OUT (NoSp) 2 SLSM8x 3G + 1OUT 2 SLSM8x 3G + 2IN + 1OUT	SDI Restriction for non-3G config: 2 SLSM8x + 2OUT 2 SLSM8x + 1IN + 2OUT 2 SLSM8x 3G + 2OUT 2 SLSM8x 3G 1IN + 2OUT
SLSM 10x	-	-	-	-	1 SLSM10x + 1OUT (SDI Panel)	-
SLSM 16x	-	-	-	-	1 SLSM16x 3G + 1OUT (NoSp)	-



1080p Standard



- Mix on 1 Channel is supported up to 250 Mbps.

	2 CH	4 CH	6 CH	8 CH	10 CH	12 CH
STANDARD CAMERAS	1 IN (Sp) 2 IN (Sp) 1 IN 1 OUT 1 OUT (Sp) 2 OUT (Sp)	3 IN (Sp) 4 IN (Sp) 2 IN 1 OUT 3 IN 1 OUT 1 IN 2 OUT 2 IN 2 OUT 1 IN 3 OUT 3 OUT (Sp) 4 OUT (Sp) 4 OUT F&K	5 IN (Sp) 6 IN (Sp) 4 IN 1 OUT 5 IN 1 OUT 3 IN 2 OUT 4 IN 2 OUT 2 IN 3 OUT 3 IN 3 OUT 1 IN 4 OUT 2 IN 4 OUT 1 IN 5 OUT 1 IN 5 OUT F&K 5 OUT (Sp) 6 OUT (Sp) 6 OUT F&K	7 IN (Sp) 8 IN (Sp) 6 IN 1 OUT 7 IN 1 OUT 5 IN 2 OUT 6 IN 2 OUT 4 IN 3 OUT 5 IN 3 OUT 3 IN 4 OUT 4 IN 4 OUT 2 IN 5 OUT 3 IN 5 OUT 2 IN 6 OUT	9 IN (Sp) 10 IN (Sp) 9 IN 1 OUT 8 IN 2 OUT 7 IN 3 OUT 6 IN 3 OUT 6 IN 4 OUT (NoSp) (2LSM) 4 IN 5 OUT 4 IN 6 OUT 5 IN 5 OUT	11 IN (Sp) 12 IN (Sp) 10 IN 1 OUT 10 IN 2 OUT 8 IN 4 OUT (2LSM) 6 IN 6 OUT (2LSM)

1080p SLSM



- Mix on 1 Channel is supported up to 250 Mbps.

	4 CH	6 CH	8 CH	10 CH	12 CH	Supermotion Advanced
SLSM 2x	1 SLSM2x + 1OUT 1 SLSM2x + 2OUT 1 SLSM2x + 1IN + 1OUT	1 SLSM2x + 3 OUT 1 SLSM2x + 4 OUT 1 SLSM2x + 1IN + 2OUT 1 SLSM2x + 1IN + 3OUT 1 SLSM2x + 2IN + 1OUT 1 SLSM2x + 2IN + 2OUT 1 SLSM2x + 3IN + 1OUT 2 SLSM2x + 1OUT 2 SLSM2x + 2OUT 2 SLSM2x + 1IN + 1OUT	1SLSM2x + 1IN + 4OUT 1SLSM2x + 2IN + 3OUT 1SLSM2x + 2IN + 4OUT 1 SLSM2x + 3IN + 2OUT 1 SLSM2x + 4IN + 2OUT 2 SLSM2x + 3OUT 2 SLSM2x + 4OUT 2 SLSM2x + 1IN + 2OUT 2 SLSM2x + 1IN + 3 OUT 2 SLSM2x + 2IN + 2 OUT 3 SLSM2x + 2OUT	3 SLSM2x + 3OUT 3 SLSM2x + 1IN + 2OUT 3 SLSM2x + 2IN + 1OUT 4 SLSM2x + 1OUT 4 SLSM2x + 2OUT 4 SLSM2x + 1IN + 1OUT	1 SLSM2x + 5IN + 4OUT (2LSM) 1 SLSM2x + 6IN + 4OUT (2LSM) 1 SLSM2x + 8IN + 2OUT 2 SLSM2x + 4IN + 4OUT (NoSp)(2LSM) 2 SLSM2x + 6IN + 2OUT 3 SLSM2x + 2IN + 4OUT (2LSM) 4 SLSM2x + 4 IN (Sp) 4 SLSM2x + 4OUT (NoSp)(2LSM)	-
SLSM 3x	SDI Restriction for all config: 1 SLSM3x + 1OUT	SDI Restriction for all config: 1 SLSM3x + 2OUT 1 SLSM3x + 3OUT 1 SLSM3x + 1IN + 1OUT 1 SLSM3x + 1IN + 2OUT 1 SLSM3x + 2IN + 1OUT	SDI Restriction for all config: 1 SLSM3x + 1IN + 3OUT 1 SLSM3x + 2IN + 3OUT 1 SLSM3x + 1IN + 4OUT 1 SLSM3x + 3IN + 1OUT 1 SLSM3x + 3IN + 2OUT 2 SLSM3x + 2OUT	SDI Restriction for all config: 1 SLSM3x + 3IN + 4OUT (2LSM) 2 SLSM3x + 1IN + 2OUT 2 SLSM3x + 2IN + 2OUT 3 SLSM3x + 1OUT	SDI Restriction for all config: 1 SLSM3x + 7IN + 2OUT 1 SLSM3x + 9IN (Sp) 1 SLSM3x + 5IN + 4OUT (NoSp)(2LSM) 2 SLSM3x + 6IN (Sp) 2 SLSM3x + 2IN + 4OUT (NoSp)(2LSM) 2 SLSM3x + 3IN + 2OUT (2LSM) 2 SLSM3x + 3IN + 3OUT 2 SLSM3x + 4IN + 2OUT (2LSM) 3 SLSM3x + 3IN (Sp) 3 SLSM3x + 2OUT (2LSM)	SDI Restrictions for all config: 2 SLSM3x + 4IN + 4OUT (2LSM) 4 SLSM3x + 1IN + 2OUT (NoSp) 2 SLSM3x + 4IN + 4OUT (NoSp)(2LSM) 2SLSM3x + 2SLSM2x + 0IN + 4OUT (2LSM)



	4 CH	6 CH	8 CH	10 CH	12 CH	Supermotion Advanced
					3 SLSM3x + 1IN + 2OUT (2LSM) 4 SLSM3x (Sp) 2SLSM3x + 2SLSM2x + 2OUT (NoSp)	
SLSM 4x	-	SDI Restriction for all config: 1 SLSM4x + 1OUT 1 SLSM4x + 2OUT 1 SLSM4x + 1IN + 1OUT	SDI Restriction for all config: 1 SLSM4x + 2IN + 2OUT	SDI Restriction for all config: 1 SLSM4x + 3IN + 2OUT (NoSp) 2 SLSM4x + 2OUT	SDI Restriction for all config: 1 SLSM4x + 5IN + 2OUT 1 SLSM4x + 6IN + 2OUT 2 SLSM4x + 2IN + 2OUT 2 SLSM4x + 4IN + 2OUT	SDI Restriction for all config: 2 SLSM4x + 6IN + 2OUT 2 SLSM4x + 2IN + 4OUT 4 SLSM4x + 0IN + 2OUT 2 SLSM4x + 2 SLSM2x + 0IN + 2OUT
SLSM 6x	-	-	SDI Restriction for all config: 1 SLSM6x + 1OUT 1 SLSM6x + 2OUT	SDI Restriction for all config: 1 SLSM6x + 1IN + 2OUT 1 SLSM6x + 2IN + 1OUT 1 SLSM6x + 2IN + 2OUT	SDI Restriction for all config: 1 SLSM6x + 3IN + 2OUT (2LSM) 1 SLSM6x + 6IN (Sp) 2 SLSM6x (Sp) 1 SLSM6x + 2IN + 3OUT 2 SLSM6x + 1OUT 2 SLSM6x + 2OUT 2 SLSM6x + 1IN + 2OUT	SDI Restriction for all config: 2 SLSM6x + 2IN + 2OUT 1 SLSM6x + 1 SLSM4x + 2IN + 2OUT 1 SLSM6x + 2SLSM3x + 0IN + 2OUT 1 SLSM6x + 1SLSM3x + 2IN + 2OUT
SLSM 8x	-	-	-	SDI Restriction for all config: 1 SLSM8x + 1OUT (NoSp)	SDI Restriction for all config: 1 SLSM8x + 1IN + 2OUT (2LSM) 1 SLSM8x + 2IN + 1OUT (NoSp) 1 SLSM8x + 2IN + 2OUT	SDI Restriction for all config: 2 SLSM8x + 1OUT 2 SLSM8x + 2IN + 1OUT 2 SLSM8x + 2OUT 2 SLSM8x + 1IN + 2OUT 1 SLSM8x + 1 SLSM6x + 0IN + 2OUT 1 SLSM8x + 1 SLSM4x + 0IN + 2OUT

1080p REC / UHD-4K PGM

	6 CH	8 CH	10 CH	12 CH	Supermotion Advanced
STANDARD CAMERAS	2IN + 2OUT	4IN + 2OUT 2IN + 3OUT	6IN + 2OUT 4IN + 3OUT 2IN + 4OUT	8IN + 2OUT	-
SLSM 2x	-	-	-	2 SLSM2x + 4IN + 2OUT 3 SLSM2x + 2IN + 2OUT	-
SLSM 3x	-	1 SLSM3x + 1IN + 2OUT	1 SLSM3x + 3IN + 2OUT	2 SLSM3x + 1IN + 2OUT 2 SLSM3x + 2IN + 2OUT 2 SLSM3x + 3IN + 2OUT 2 SLSM3x + 4IN + 2OUT	
SLSM 4x	-	-	-	2 SLSM4x + 2IN + 2OUT	-
SLSM 6x	-	-	-	1 SLSM6x + 1IN + 2OUT 1 SLSM6x + 2IN + 2OUT 1 SLSM6x + 3IN + 2OUT	2 SLSM6x + 2OUT
SLSM 8x	-	-	-	-	1 SLSM8x 1IN + 2OUT



UHD-4K Standard & SLSM



- Mix on 1 Channel is not supported with UHD-4K.

	4 CH	8 CH	12 CH
STANDARD CAMERAS	1 IN (Sp) 2 IN (Sp) 1 IN 1 OUT 1 OUT (Sp) 2 OUT (Sp)	3 IN (Sp) 4 IN (Sp) 2 IN 1 OUT 3 IN 1 OUT 1 IN 2 OUT 2 IN 2 OUT 1 IN 3 OUT 3 OUT (Sp) 4 OUT (Sp)	5 IN (Sp) 6 IN (Sp) 4 IN 1 OUT 5 IN 1 OUT 3 IN 2 OUT 4 IN 2 OUT 2 IN 3 OUT 3 IN 3 OUT 1 IN 4 OUT 2 IN 4 OUT 1 IN 5 OUT 5 OUT (Sp) 6 OUT (Sp)
SLSM 2X	-	1 SLSM2x + 1OUT 1 SLSM2x + 2OUT	1 SLSM2x + 3OUT 1 SLSM2x + 4OUT 1 SLSM2x + 1IN + 2OUT 1 SLSM2x + 1IN + 3OUT 1 SLSM2x + 2IN + 1OUT 1 SLSM2x + 2IN + 2OUT 1 SLSM2x + 3IN + 1OUT 2 SLSM2x + 1OUT 2 SLSM2x + 2OUT 2 SLSM2 + 1IN + 1OUT
SLSM 3X	-	1 SLSM3x (Sp) 1 SLSM3x + 1OUT (Sp)	1 SLSM3x + 2OUT 1 SLSM3x + 3OUT 1 SLSM3x + 1IN + 1OUT 1 SLSM3x + 1IN + 2OUT 1 SLSM3x + 2 IN + 1OUT

XS-VIA Configuration Overview in Multicam 20.5

Legend

NoMx: No Mix on 1 Channel

Sp: Only in Spotbox config

F&K: Only in F&K Spotbox or F&K XSense

New config compared to 20.4



720p/1080i/1080p Standard



Notes

- 1080p configurations are available as an option.
- Mix on 1 Channel is supported up to 250 Mbps with 1080p.

	2 CH	4 CH	6 CH	8 CH	10 CH	12 CH
STANDARD CAMERAS	1 IN (Sp) 2 IN (Sp) 1 IN 1 OUT 1 OUT (Sp) 2 OUT (Sp)	3 IN (Sp) 4 IN (Sp) 2 IN 1 OUT 3 IN 1 OUT 1 IN 2 OUT 2 IN 2 OUT 1 IN 3 OUT 3 OUT (Sp) 4 OUT (Sp) 4 OUT (Sp) F&K	5 IN (Sp) 6 IN (Sp) 4 IN 1 OUT 5 IN 1 OUT 3 IN 2 OUT 4 IN 2 OUT 2 IN 3 OUT 3 IN 3 OUT 1 IN 4 OUT 2 IN 4 OUT 1 IN 5 OUT 1 IN 5 OUT F&K 5 OUT (Sp) 6 OUT (Sp) 6 OUT (Sp) F&K	7 IN (Sp) 8 IN (Sp) 6 IN 1 OUT 7 IN 1 OUT 5 IN 2 OUT 6 IN 2 OUT 4 IN 3 OUT 5 IN 3 OUT 3 IN 4 OUT 4 IN 4 OUT 2 IN 5 OUT 3 IN 5 OUT 2 IN 6 OUT	9 IN (Sp) 10 IN (Sp) 9 IN 1 OUT 8 IN 2 OUT 6 IN 3 OUT 7 IN 3 OUT 6 IN 4 OUT 5 IN 5 OUT 4 IN 5 OUT 4 IN 6 OUT	11 IN (Sp) 12 IN (Sp) 10 IN 1 OUT 10 IN 2 OUT 8 IN 4 OUT 6 IN 6 OUT

1080p REC / UHD-4K PGM



Notes

Mix on 1 Channel is not supported.

	4 CH (4K)	6 CH (4K)
6 CHANNELS (HD)	2 IN 2 OUT	-
8 CHANNELS (HD)	4 IN 2 OUT 2 IN 3 OUT	-
10 CHANNELS (HD)	-	6 IN 2 OUT 4 IN 3 OUT 2 IN 4 OUT
12 CHANNELS (HD)	-	8 IN 2 OUT 6 IN 3 OUT 4 IN 4 OUT



UHD-4K Standard



Notes

- Mix on 1 Channel is not supported with UHD-4K.

	2 CH	4 CH	6 CH
STANDARD CAMERAS	1 IN (Sp) 2 IN (Sp) 1 IN 1 OUT 1 OUT (Sp) 2 OUT (Sp)	3 IN (Sp) 4 IN (Sp) 2 IN 1 OUT 3 IN 1 OUT 1 IN 2 OUT 2 IN 2 OUT 1 IN 3 OUT 3 OUT (Sp) 4 OUT (Sp)	5 IN (Sp) 6 IN (Sp) 4 IN 1 OUT 5 IN 1 OUT 3 IN 2 OUT 4 IN 2 OUT 2 IN 3 OUT 3 IN 3 OUT 1 IN 4 OUT 2 IN 4 OUT 1 IN 5 OUT 5 OUT (Sp) 6 OUT (Sp)



EVS Broadcast Equipment is continuously adapting and improving its products in accordance with the ever changing requirements of the Broadcast Industry. The data contained herein is therefore subject to change without prior notice. Companies and product names are trademarks or registered trademarks of their respective companies.

→ evs.com

